

# SWH—SWASHPLATE TYPE

This function is used to define which type of swashplate mixing is to be used for the active helicopter model. The mixing functions should be selected to match the swashplate on the model.

## Swashplate Type Setting Procedure

### S-1 Type

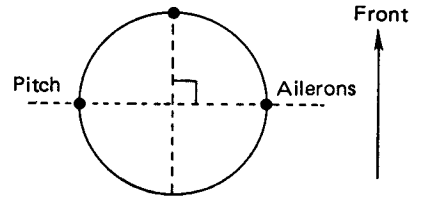
Use this type for helicopters with conventional linkages.

### S-2 Type

Use S-2 mixing when the pushrods are positioned as shown in the figure. Elevator operates with a mechanical linkage.

With Aileron inputs, the aileron and pitch servos tilt the swashplate left and right;  
with Pitch inputs, the aileron and pitch servos raise the swashplate up and down.

S-2 Type



### S-4 Type

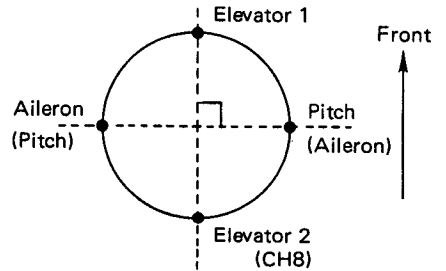
If the servo inputs are located as shown, use S-4 Mixing.

With Aileron inputs, the aileron and pitch servos tilt the swashplate left and right;

with Elevator inputs, the servos tilt the swashplate fore and aft;

with Pitch inputs, all four servos raise the swashplate up and down.

S-4 Type



### SR-3 Type

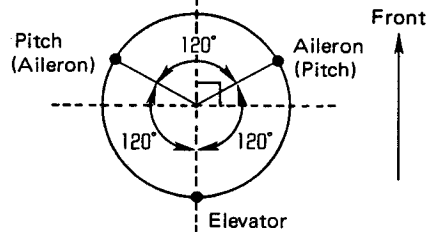
If the servo inputs match the figure, use SR-3 Mixing.

With Aileron inputs, the aileron and pitch servos tilt the swashplate left and right;

with Elevator inputs, the three servos tilt the swashplate fore and aft;

with Pitch inputs, all three servos raise the swashplate up and down.

SR-3 Type



### SN-3 Type

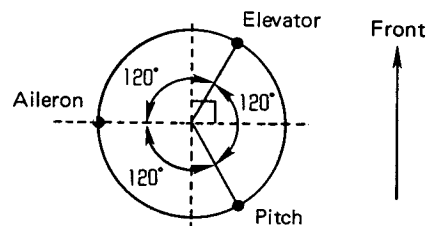
Use SN-3 Mixing if the servo inputs match the figure.

With Aileron inputs, the three servos tilt the swashplate left and right;

with Elevator inputs, the elevator and pitch servos tilt the swashplate fore and aft;

with Pitch inputs, all three servos raise the swashplate up and down.

SN-3 Type



Use the reversing function (REV) as necessary to get the proper aileron, elevator, and pitch operations.